























22 200m Breaststroke Mixed Final

Official

Entries Heats Summary



Total

Rank	Competitor	Age	Club	RT	PTS	Result
1	 Marinzeck Borborema Raphael	41	 Tasman Gold	0.79		2:42.45 Entry: 2:41.00 (+1.45)
	50m: 35.57 100m: 1:16.67 (41.10) 150m: 1:59.13 (42.46)					200m: 2:42.45 (43.32)
2	 Kiekebosch Shayne	32	 Unaffiliated	0.76		2:50.59 Entry: 2:51.00 (-0.41)
	50m: 36.64 100m: 1:19.79 (43.15) 150m: 2:06.20 (46.41)					200m: 2:50.59 (44.39)
3	 Lockhart Richard	61	 SwimTastic ...	0.81		2:56.50 Entry: 2:51.00 (+5.50)
	50m: 40.75 100m: 1:25.92 (45.17) 150m: 2:11.60 (45.68)					200m: 2:56.50 (44.90)
4	 Steenhart Kyla	46	 Roskill Mas...	0.82		3:00.00 Entry: 2:51.52 (+8.48)
	50m: 39.54 100m: 1:25.73 (46.19) 150m: 2:13.01 (47.28)					200m: 3:00.00 (46.99)
5	 Watkins Kristopher	46	 Unaffiliated	0.81		3:04.88 Entry: 3:05.50 (-0.62)
	50m: 40.65 100m: 1:28.43 (47.78) 150m: 2:17.27 (48.84)					200m: 3:04.88 (47.61)
6	 Williamson Steve	48	 Whakatane...	0.78		3:08.05 Entry: 2:59.00 (+9.05)
	50m: 43.21 100m: 1:31.52 (48.31) 150m: 2:21.78 (50.26)					200m: 3:08.05 (46.27)
7	 Findlay Glen	53	 Unaffiliated			3:08.72 Entry: 3:15.00 (-6.28)
	50m: 43.71 100m: 1:32.04 (48.33) 150m: 2:21.56 (49.52)					200m: 3:08.72 (47.16)
8	 Liversidge David	46	 North Shore...	0.90		3:09.45 Entry: 2:50.00 (+19.45)
	50m: 41.58 100m: 1:29.52 (47.94) 150m: 2:19.94 (50.42)					200m: 3:09.45 (49.51)
9	 Gribble David	47	 Roskill Mas...	0.66		3:10.49 Entry: 3:15.00 (-4.51)
	50m: 43.04 100m: 1:31.44 (48.40) 150m: 2:21.29 (49.85)					200m: 3:10.49 (49.20)
10	 Ames Paul	55	 Roskill Mas...	0.66		3:15.10 Entry: 3:10.00 (+5.10)
	50m: 46.84 100m: 1:36.65 (49.81) 150m: 2:26.37 (49.72)					200m: 3:15.10 (48.73)
11	 Mckenzie Jacqui	44	 Raumati M...	0.77		3:19.92



50m: 45.34 100m: 1:36.50 (51.16) 150m: 2:28.26 (51.76)
200m: 3:19.92 (51.66)

12  Miss David 61  Roskill Mas... 0.96 **3:20.17**
Entry: 3:25.00 (-4.83)



50m: 46.01 100m: 1:37.00 (50.99) 150m: 2:28.90 (51.90)
200m: 3:20.17 (51.27)

13  Clement Nicki 58  North Shor... 0.81 **3:28.82**
Entry: 3:20.00 (+8.82)



50m: 47.41 100m: 1:40.69 (53.28) 150m: 2:35.19 (54.50)
200m: 3:28.82 (53.63)

14  Veenstra Anneke 45  Unaffiliated 0.89 **3:32.08**
Entry: 3:30.00 (+2.08)



50m: 48.74 100m: 1:42.66 (53.92) 150m: 2:37.55 (54.89)
200m: 3:32.08 (54.53)

15  Smith Kieran 43  Greendale ... 0.84 **3:32.35**
Entry: 3:35.00 (-2.65)



50m: 49.81 100m: 1:43.94 (54.13) 150m: 2:39.32 (55.38)
200m: 3:32.35 (53.03)

16  Greiveldinger Anael 42  Unaffiliated 0.86 **3:35.98**
Entry: 3:00.00 (+35.98)



50m: 47.50 100m: 1:40.69 (53.19) 150m: 2:38.58 (57.89)
200m: 3:35.98 (57.40)

17  Lee Hong 41  Roskill Mas... 0.84 **3:42.03**
Entry: 4:00.00 (-17.97)



50m: 47.50 100m: 1:42.91 (55.41) 150m: 2:42.29 (59.38)
200m: 3:42.03 (59.74)

18  Eltham Kylie 49  Manukau M... 0.86 **3:59.01**
Entry: 3:55.21 (+3.80)



50m: 53.62 100m: 1:55.38 (1:01.76) 150m: 2:58.41 (1:03.03)
200m: 3:59.01 (1:00.60)

19  Stark Keith 58  Hamilton A... 0.93 **4:10.36**
Entry: 3:55.00 (+15.36)



50m: 54.14 100m: 1:57.55 (1:03.41) 150m: 3:03.97 (1:06.42)
200m: 4:10.36 (1:06.39)

20  Grant Kirsty 54  Waitakere ... 0.88 **4:13.36**
Entry: 4:10.00 (+3.36)



50m: 56.85 100m: 2:01.26 (1:04.41) 150m: 3:08.02 (1:06.76)
200m: 4:13.36 (1:05.34)

21  White Helen 74  Whakatane... 0.87 **4:37.25**
Entry: 4:35.00 (+2.25)











50m: 1:06.04 100m: 2:18.08 (1:12.04) 150m: 3:27.62 (1:09.54)
200m: 4:37.25 (1:09.63)

22  Rapley Timothy 73  Waitakere ... 0.87 **5:01.22**
Entry: 4:55.00 (+6.22)

50m: 1:08.11 100m: 2:25.81 (1:17.70) 150m: 3:46.35 (1:20.54)
200m: 5:01.22 (1:14.87)

23  Marks Gary 75  Dunedin M... 0.87 **5:19.03**
Entry: 4:50.00 (+29.03)

50m: 1:08.40 100m: 2:31.67 (1:23.27) 150m: 4:01.62 (1:29.95)
200m: 5:19.03 (1:17.41)

24	 Agnew Meg	SB9 44	 Jasi Masters	56	7:11.22 Entry: 6:30.00 (+41.22)
	50m: 1:41.70 200m: 7:11.22 (1:49.99)	100m: 3:32.08 (1:50.38)	150m: 5:21.23 (1:49.15)		
-	 Buwalda Ilonka	SB9 48	 North Cant...		DNS
-	 Hill Ali	43	 Dunedin M...		DNS
-	 Hall Linda	52	 Unaffiliated		DNS
-	 Neal Liam	27	 Newmarket...		DNS